




2023

Art

Portfolio



Yaya






Jiayi Yara Lin

DATE OF BIRTH 04/04/2009

SCHOOL Hangzhou Greentown Yuhua School

CURRENT GRADE 9

CONTENT

- 1** TWENTY-FOUR SOLAR TERMS PLANNER DESIGN
 - 2** FASHION DESIGN
 - 3** PAINTING
 - 4** PHOTOGRAPHY
- 

1

TWENTY-FOUR SOLAR TERMS PLANNER DESIGN

Planner Design

Keychain

Postcard



Twenty-Four Solar Terms Planner Design

This notebook is themed around the Twenty-Four Solar Terms, elements of the Chinese lunar calendar linked to the sun. The cover, made of acrylic board, features a sun and bamboo design. I used red and green cords for binding. After trying different versions, I settled on a pocket-sized format akin to a planner.

During the production process, I ensured that each step was carried out manually. I found it challenging to create holes on the outer cover of the notebook, but later discovered that using a heated needle was effective, albeit leaving behind black residue.









Twenty-Four Solar Terms Keychain Design

Designing these keychains gave me a sense of accomplishment, as I can use my creations to introduce the concept of the Chinese Twenty-Four Solar Terms to people from diverse cultural backgrounds, showcasing the enduring history of Eastern agricultural civilization.

Twenty-Four Solar Terms Postcard Design

Apart from conveying wishes, my intention was to infuse cultural elements, specifically the ancient history of the Twenty-Four Solar Terms, into the postcards. This motivation inspired me to create postcards for this purpose.





Fashion Design

Hanfu: Blue-Purple Attire

Red Dance Dress

A white chiffon dress for my little bear





Hanfu: Blue-Purple Attire

For my first try at Chinese ancient clothing, I chose a blue and purple palette due to limited fabric. The intricate crafting, albeit challenging with the slightly heavy material, resulted in a satisfying outcome. I focused on delicate details of bird and flower patterns.

Red Dance Dress



I adored this red dress with three layers of ruffles. It swirled gracefully when I spin, making it one of my favorite dresses—perfect for dancing.



A white chiffon dress for my little bear

I wanted to design a set of dresses for my teddy bear, and this is the first time I made a little dress myself. I started by sketching a design, then glued the fabric and decorations together.




PAINTING

Character exercises

Still Life Practice

Sculpture and Handicraft


Emoji design



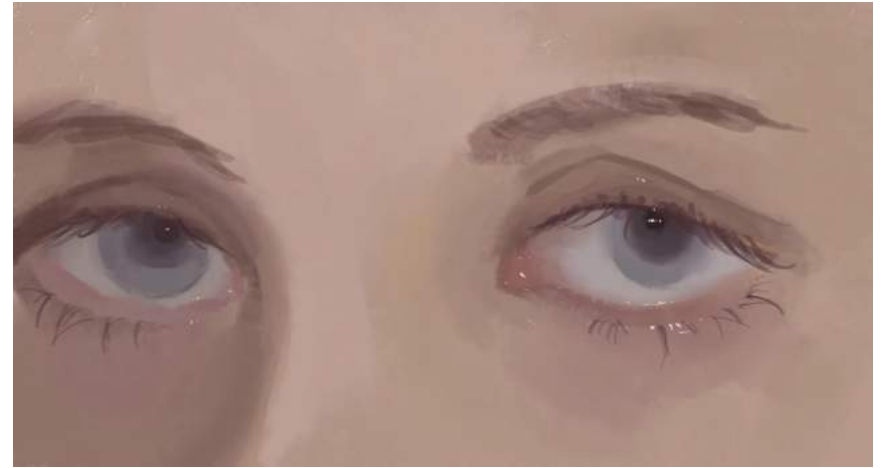

Character exercises



I painted this Halloween character during the season, blending symbols like pumpkin lanterns and candles. When depicting the character, I paid close attention to expressions, attire, and dynamics. It's intended to serve as wallpaper, especially on Halloween, for both phones and computers. I aim to create similar pieces for other holidays, building a themed series over time.



I painted this during Christmas, envisioning a humanized reindeer.



This piece is my practice with textures. I explored the different textures of the human face—tight skin on the nose, loose skin around the eyes, textured skin with hair, and the crystal-like quality of the eyes. While drawing the eyes, I focused on capturing more details for a lively feel.



In this artwork, I set the mood, adding windows to the background, placing the scene at night with a visible moon and distant hills.





Lolita Fashion

I explored character design in this exercise, focusing on a cat-eared sorceress. Despite the chilly surroundings, she dresses lightly, thanks to her potent magic. I used bright colors for the character, and I'm particularly satisfied with the hair.



Girl amid the woodland


I portrayed a young wizard in the forest. I depicted her practicing the art of crafting magical potions, aiming to capture a radiant and translucent feel in the artwork

Still Life Practice



This exercise served as color training, enhancing my ability to depict vibrant objects. It will enrich and embolden the colors in my future creations.





Flamingo

This painting is a reproduction of flamingos, and it's my first time using watercolors on such a large sheet. It depicts a group of flamingos at rest. I chose this piece because of its vibrant colors, and I enjoy drawing animals.

Through this painting, I learned about the importance of leaving some parts untouched, especially on a larger canvas. It also taught me how to arrange the composition on a larger sheet and control the wetness/dryness of the pigments.



This is an avocado drawn with soluble colored pencils. I got a new set of colored pencils, and I couldn't wait to use them. What makes this avocado special is that it has a facial expression, making it very cute. Personifying everyday objects is one of the aspects I like to practice in my drawings.



Coral Guardian

This painting depicts coral protectors in a dark underwater cave with dim lights. In the center, a large glass sphere holds nutrient-rich liquid for the last remaining corals, enclosed by a high-tech energy field. Surrounding the sphere are warning lines and energy stones, while lifeless dead corals exist beyond due to human emissions. A corroded warning sign highlights the environmental impact. Coral guardians wear armbands, cradling live corals, eager to transport them to the glass sphere.


21

This artwork emphasizes the urgent need to protect nature and oceans, urging a reduction in waste and pollutant discharge to prevent a similar fate for our oceans.



Clouds

This is my first attempt at using acrylic paint. I've discovered the numerous possibilities of acrylics in painting, so I chose to depict ever-changing clouds for my inaugural experiment.



23

I completed my first plaster geometric forms practice, focusing on accurately placing them, achieving precise proportions, and understanding the interplay between different shapes.



Paper craft flower - Carnation

I learned to make these paper craft flowers in a school elective, and it sparked my interest in this kind of craft. Trying different styles at home, I placed them around the house. The delicate paper and tender petals naturally combined rice paper and flower petals, offering a fantastic experience with diverse materials. It clarified for me how to skillfully match the creative theme with the chosen materials.



Green snake wand

I'm a huge Harry Potter fan. Wands are crucial in the story, shaping the plot and reflecting the characters. In Harry Potter, wands and their users choose each other, forging a special bond and going on adventures together. It's like the wand is an extension of the user's personality. I can't help but wonder what kind of wand I'd have.

Emoji design



Cat Emoji

I created nine cat emojis, each exaggerating emotions to express vivid moods



4

PHOTOGRAPHY

Black and white photography





This black and white photo series is all about playing with light and shadow. I wanted to capture different atmospheres, so I photographed dramatic items like homemade potions inspired by "Harry Potter," masks from costume parties, and Halloween pumpkin lanterns. I experimented with various light sources to create interesting interactions. I printed these photos in different sizes, enhancing the play of light and shadow, especially when displayed against a dark background.





2023

Thank you

